


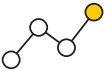




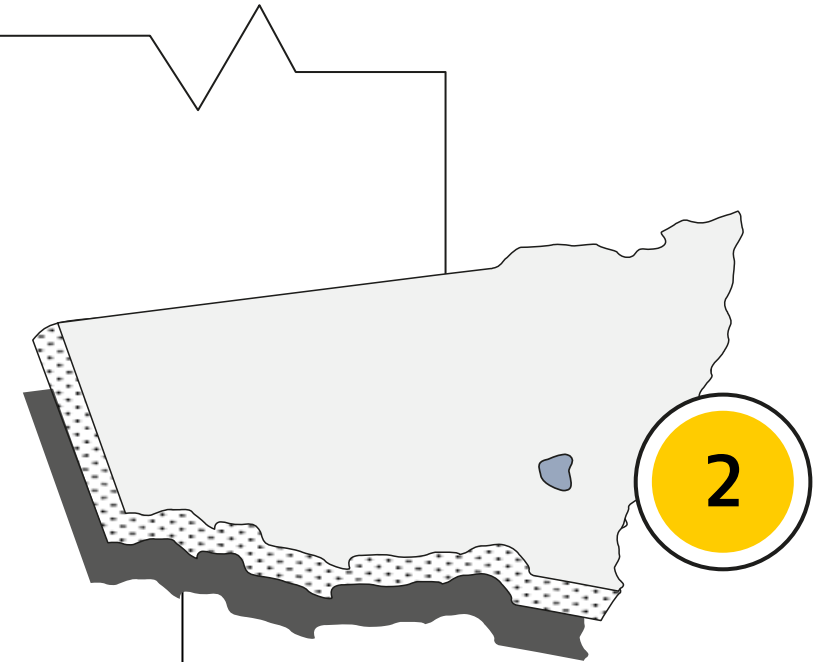


# An overview of ACT

Key categories	This quarter	Vs decade average
 Dwelling commencements	1,206	+0.5%
 Unemployment	3.4%	-14.8%
 Population growth	0.80%	-55.1%
 Economic growth	\$56,463m	+22.1%
 Equipment investment	\$127m	+0.5%
 Housing finance	\$455m	+62.5%
 Retail Spending	\$1,667m	+19.4%
 Construction work	\$853m	-6.4%



**The ACT remains** in second spot on the rankings. The ACT is top-ranked on relative unemployment.