









# An overview of NSW

Key categories	This quarter	Vs decade average
 Dwelling commencements	12,903	-6.2%
 Unemployment	5.4%	+2.3%
 Population growth	0.62%	-53.9%
 Economic growth	\$527,768m	+13.0%
 Equipment investment	\$4,234m	-0.9%
 Housing finance	\$6,464m	+67.0%
 Retail Spending	\$27,535m	+15.3%
 Construction work	\$15,258m	+5.8%

