


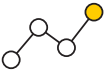




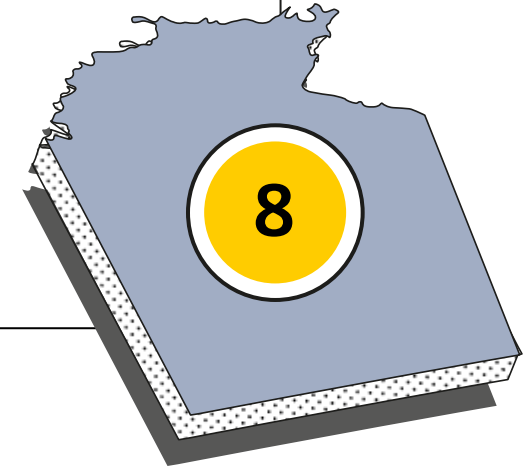


An overview of NT

Key categories	This quarter	Vs decade average
 Dwelling commencements	291	-16.1%
 Unemployment	5.6%	+26.1%
 Population growth	0.18%	-74.7%
 Economic growth	\$33,969m	+12.7%
 Equipment investment	\$200m	+8.9%
 Housing finance	\$122m	41.7%
 Retail Spending	\$859m	+9.2%
 Construction work	\$627m	-59.6%



The Northern Territory is sixth-ranked on relative economic growth but lags all other states and territories on six of the eight indicators.