


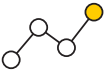




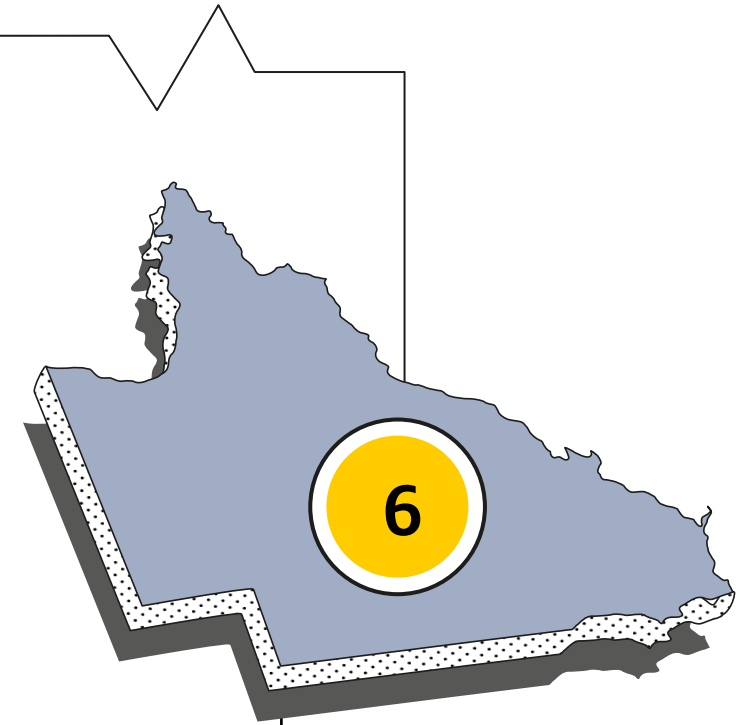


An overview of QLD

Key categories	This quarter	Vs decade average
 Dwelling commencements	9,348	-0.4%
 Unemployment	5.9%	-4.3%
 Population growth	1.33%	-18.1%
 Economic growth	\$390,197m	+11.8%
 Equipment investment	\$2,816m	-10.8%
 Housing finance	\$4,180m	+84.2%
 Retail Spending	\$18,265m	+18.0%
 Construction work	\$9,912m	-23.3%



Queensland is now in sixth position on the performance rankings. Queensland is ranked second on housing finance.