


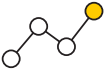






An overview of TAS

Key categories	This quarter	Vs decade average
 Dwelling commencements	867	+35.3%
 Unemployment	5.9%	-9.3%
 Population growth	0.99%	+61.9%
 Economic growth	\$39,810m	+18.6%
 Equipment investment	\$264m	+27.8%
 Housing finance	\$335m	+81.1%
 Retail Spending	\$1,808m	+19.1%
 Construction work	\$802m	+13.4%

