


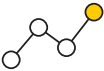






An overview of VIC

Key categories	This quarter	Vs decade average
 Dwelling commencements	12,903	-6.2%
 Unemployment	6.1%	+6.2%
 Population growth	0.71%	-65.4%
 Economic growth	\$423,187m	+16.3%
 Equipment investment	\$3,051m	-5.2%
 Housing finance	\$6,465m	+87.7%
 Retail Spending	\$21,664m	+13.7%
 Construction work	\$13,948m	+17.5%

