


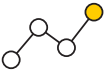






An overview of WA

Key categories	This quarter	Vs decade average
 Dwelling commencements	6,405	18.2%
 Unemployment	4.8%	-12.6%
 Population growth	1.24%	-19.2%
 Economic growth	\$362,487m	+19.3%
 Equipment investment	\$2,480m	-7.2%
 Housing finance	\$2,507m	+80.9%
 Retail Spending	\$9,620m	+13.1%
 Construction work	\$6,689m	-43.6%

