







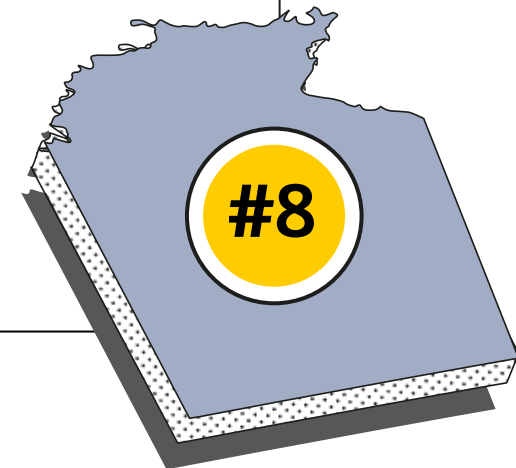


An overview of NT

Key categories	This quarter	Vs decade average
 Dwelling commencements	118	-67.2%
 Unemployment	5.7%	+34.8%
 Population growth	-0.38%	-146.3%
 Economic growth	\$35,157m	+20.5%
 Equipment investment	\$141m	-19.7%
 Housing finance	\$53m	-39.5%
 Retail Spending	\$762m	-0.6%
 Construction work	\$400m	-73.5%



The Northern Territory is fifth-ranked on relative growth but lags all other states and territories on six of the eight indicators.