







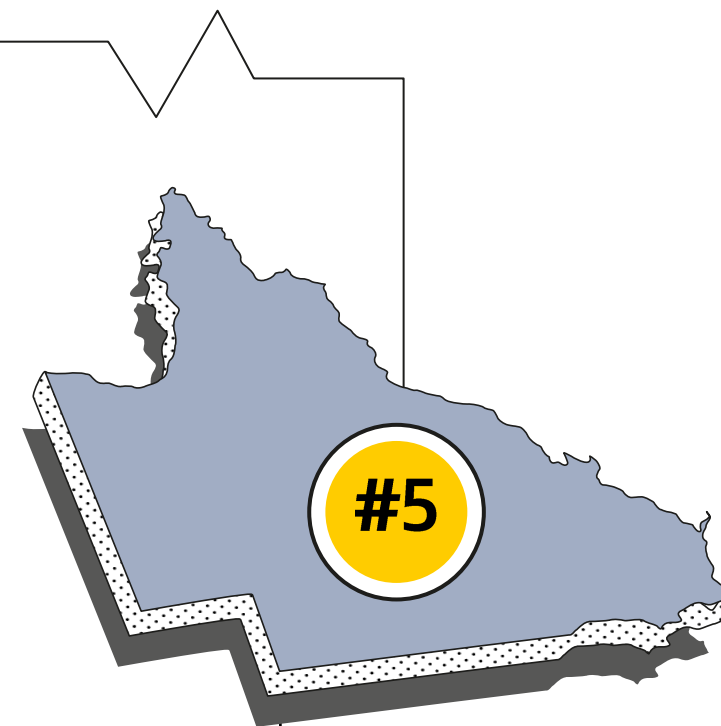


# An overview of QLD

Key categories	This quarter	Vs decade average
 Dwelling commencements	7,325	-21.7%
 Unemployment	7.7%	+27.7%
 Population growth	1.57%	-4.0%
 Economic growth	\$404,728m	+18.9%
 Equipment investment	\$2,8954m	-1.0%
 Housing finance	\$2,011m	-7.2%
 Retail Spending	\$16,592m	+11.5%
 Construction work	\$9,628m	-24.3%



**Queensland** is now in fifth position on the performance rankings. Queensland is ranked second on relative unemployment.