







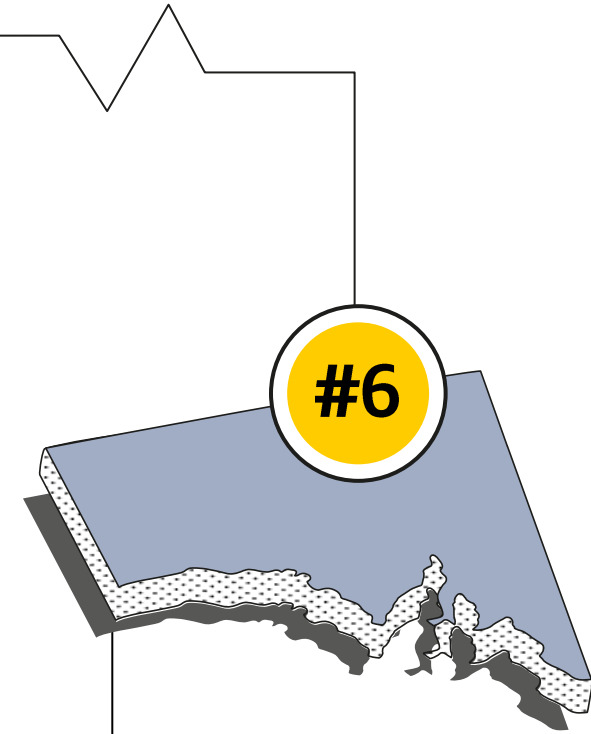


An overview of SA

Key categories	This quarter	Vs decade average
 Dwelling commencements	2,887	+7.3%
 Unemployment	8.8%	+40.7%
 Population growth	+0.90%	+5.8%
 Economic growth	\$124,757m	+15.3%
 Equipment investment	\$651m	-9.1%
 Housing finance	\$692m	+1.2%
 Retail Spending	\$5,193m	+7.8%
 Construction work	\$2,875m	+3.3%



South Australia is now in sixth position on the performance rankings. South Australia is second-ranked on relative population growth.