









An overview of VIC

Key categories	This quarter	Vs decade average
 Dwelling commencements	15,116	0.0%
 Unemployment	7.5%	+33.2%
 Population growth	1.87%	-9.7%
 Economic growth	\$446,616m	+26.5%
 Equipment investment	\$2,758m	-7.2%
 Housing finance	\$4,106m	+24.4%
 Retail Spending	\$21,122m	+14.4%
 Construction work	\$14,341m	+28.1%

