


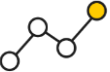






An overview of ACT

Key Categories	This quarter	Vs decade average
 Dwelling commencements	1,735	42.3%
 Unemployment	4.9%	+23.0%
 Population growth	+0.76%	-56.7%
 Economic growth	\$56,677m	+21.3%
 Equipment investment	\$113m	-10.4%
 Housing finance	\$555m	+93.0%
 Retail spending	\$1,654m	+17.6%
 Construction work	\$910m	0.3%



The ACT

Is top-ranked on retail trade and is in second spot on relative economic growth and dwelling starts.