


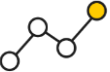






# *An overview of NSW*

Key Categories	This quarter	Vs decade average
 Dwelling commencements	14,649	+5.3%
 Unemployment	5.1%	-3.4%
 Population growth	+0.44%	-67.2%
 Economic growth	\$527,728m	+12.1%
 Equipment investment	\$4,705m	+9.9%
 Housing finance	\$7,716m	+93.8%
 Retail spending	\$27,214m	+13.2%
 Construction work	\$15,884m	+9.4%



## *New South Wales*

Is in second position on both housing finance and equipment investment.