


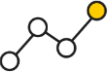






An overview of NT

Key Categories	This quarter	Vs decade average
 Dwelling commencements	178	-47.0%
 Unemployment	4.8%	+7.6%
 Population growth	+0.55%	-21.8%
 Economic growth	\$33,561m	+10.2%
 Equipment investment	\$124m	-32.0%
 Housing finance	\$131m	+50.7%
 Retail spending	\$854m	+8.2%
 Construction work	\$471m	-69.6%



The Northern Territory

Is second ranked on relative population growth. On three indicators, Northern Territory leads the nation on annual growth.