


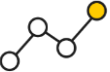






An overview of QLD

Key Categories	This quarter	Vs decade average
 Dwelling commencements	8,830	-6.3%
 Unemployment	5.1%	-17.4%
 Population growth	+1.13%	-30.0%
 Economic growth	\$388,746m	+10.6%
 Equipment investment	\$2,895m	-8.1%
 Housing finance	\$4,061m	+74.1%
 Retail spending	\$18,017m	+15.5%
 Construction work	\$9,623m	-25.2%



Queensland

Is ranked third on relative population growth, relative unemployment and retail trade.