


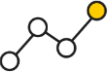






An overview of SA

| Key Categories | This quarter | Vs decade average |
|--|--------------|-------------------|
|  Dwelling commencements | 3,759 | +39.0% |
|  Unemployment | 5.3% | -16.7% |
|  Population growth | +0.53% | -36.3% |
|  Economic growth | \$125,487m | +12.9% |
|  Equipment investment | \$839m | +7.3% |
|  Housing finance | \$1,209m | +65.5% |
|  Retail spending | \$5,480m | +9.7% |
|  Construction work | \$3,244m | +12.5% |



South Australia

Ranks third on both dwelling starts and construction work done.