


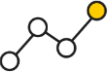






An overview of TAS

Key Categories	This quarter	Vs decade average
 Dwelling commencements	1046	+61.1%
 Unemployment	4.5%	-30.8%
 Population growth	+0.60%	-0.07%
 Economic growth	\$40,336m	+19.3%
 Equipment investment	\$319m	+52.3%
 Housing finance	\$309m	+63.7%
 Retail spending	\$1,796m	+17.5%
 Construction work	\$798m	+12.6%



Tasmania

Remains in top spot on the economic performance rankings. Tasmania leads on four of the eight economic indicators.