


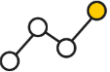






# An overview of VIC

Key Categories	This quarter	Vs decade average
 Dwelling commencements	14,741	-3.2%
 Unemployment	4.4%	-23.3%
 Population growth	+0.01%	-99.4%
 Economic growth	\$420,541m	+14.5%
 Equipment investment	\$3,248m	+1.2%
 Housing finance	\$7,109m	+100.3%
 Retail spending	\$21,943m	+14.4%
 Construction work	\$13,489m	+12.8%



## *Victoria*

Ranks first on two of the eight indicators – housing finance and construction work done.