


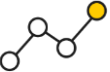






# *An overview of WA*

Key Categories	This quarter	Vs decade average
 Dwelling commencements	7,166	+31.3%
 Unemployment	5.1%	-7.5%
 Population growth	+0.93%	-38.0%
 Economic growth	\$378,527m	+23.3%
 Equipment investment	\$2,939m	+9.9%
 Housing finance	\$2,225m	+57.6%
 Retail spending	\$9,436m	+10.3%
 Construction work	\$7,394m	-37.1%



***Western Australia***  
Ranks first on relative economic growth and is third-ranked on equipment investment.