


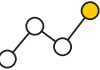




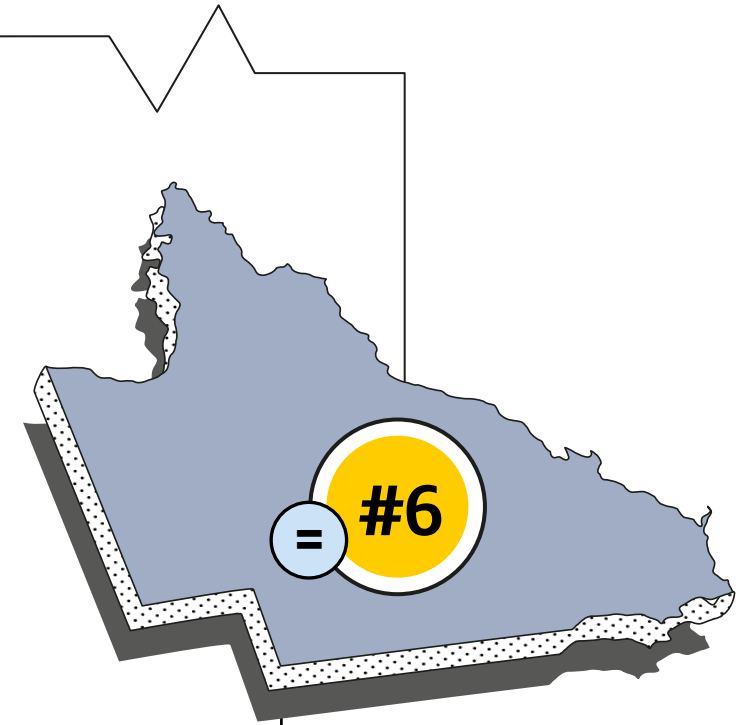


An overview of QLD

Key categories	This quarter	Vs decade average
 Dwelling commencements	7,714	-17.5%
 Unemployment	7.7%	+26.3%
 Population growth	1.67%	+2.5%
 Economic growth	\$399,625m	+16.3%
 Equipment investment	\$2,326m	-19.9%
 Housing finance	\$3,034m	+40.4%
 Retail Spending	\$16,298m	+8.9%
 Construction work	\$9,753m	-23.1%



Queensland is now in joint sixth position on the performance rankings. Queensland is ranked second on retail trade.