









# An overview of SA

Key categories	This quarter	Vs decade average
 Dwelling commencements	2,397	-10.3%
 Unemployment	7.1%	+12.5%
 Population growth	+1.02%	+20.4%
 Economic growth	\$123,742m	+13.5%
 Equipment investment	\$614m	-13.9%
 Housing finance	\$943m	+36.5%
 Retail Spending	\$5,171m	+7.0%
 Construction work	\$2,908m	+4.4%

