


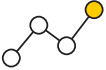






# An overview of TAS

Key categories	This quarter	Vs decade average
 Dwelling commencements	698	+9.5%
 Unemployment	7.6%	+17.9%
 Population growth	1.12%	+89.1%
 Economic growth	\$39,691m	+19.9%
 Equipment investment	\$217m	+15.2%
 Housing finance	\$310m	+75.2%
 Retail Spending	\$1,634m	+11.4%
 Construction work	\$724m	+6.3%

