


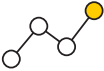






An overview of VIC

Key categories	This quarter	Vs decade average
 Dwelling commencements	14,978	-1.1%
 Unemployment	6.7%	+18.2%
 Population growth	1.77%	-14.6%
 Economic growth	\$440,016m	+23.2%
 Equipment investment	\$2,602m	-12.0%
 Housing finance	\$4,707m	+41.9%
 Retail Spending	\$24,389m	+5.9%
 Construction work	\$14,370m	+27.0%

