


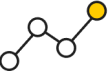






An overview of ACT

Key Categories	This quarter	Vs decade average
 Dwelling commencements	1,542	+25.9%
 Unemployment	4.1%	+2.9%
 Population growth	+0.39%	-77.3%
 Economic growth	\$57,867m	+22.6%
 Equipment investment	\$212m	+64.1%
 Housing finance	\$502m	+69.2%
 Retail spending	\$1,663m	+17.3%
 Construction work	\$903m	-0.5%



The ACT

Is top-ranked on equipment investment and second on retail trade.