


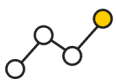
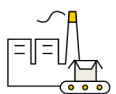



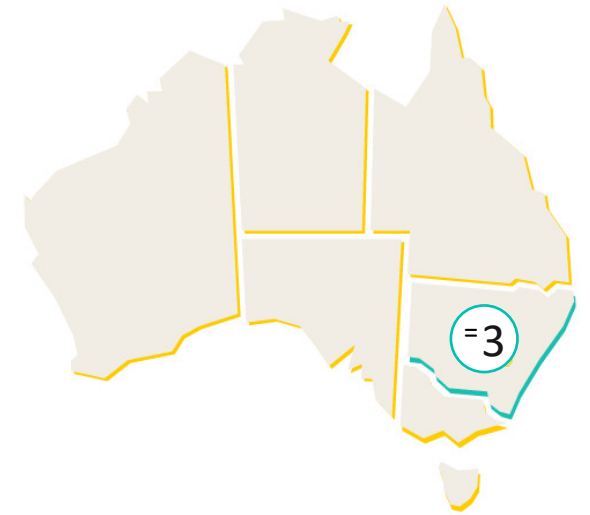


An overview of NSW

Key Categories	This quarter	Vs decade average
 Dwelling commencements	19,860	+39.7%
 Unemployment	4.6%	-12.5%
 Population growth	+0.14%	-89.0%
 Economic growth	\$550,833m	+16.0%
 Equipment investment	\$4,888m	+13.7%
 Housing finance	\$7,202m	+75.7%
 Retail spending	\$27,689m	+14.2%
 Construction work	\$16,246m	+11.1%



New South Wales
Is ranked first on housing
finance and third on
dwelling starts.