


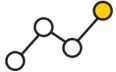




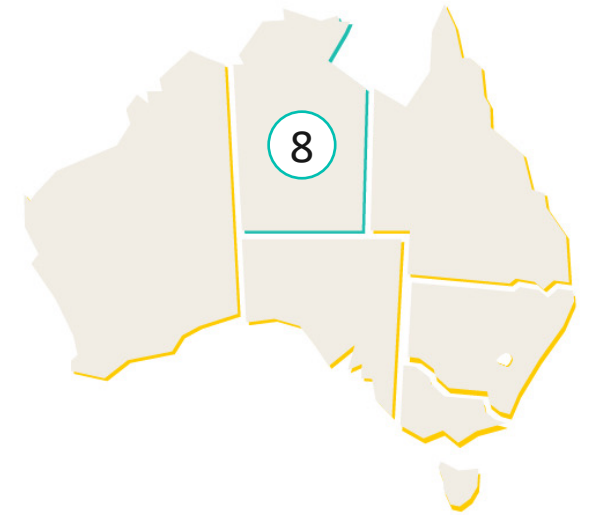


An overview of NT

Key Categories	This quarter	Vs decade average
 Dwelling commencements	296	-12.2%
 Unemployment	4.2%	-5.9%
 Population growth	+0.48%	-31.3%
 Economic growth	\$33,713m	+9.6%
 Equipment investment	\$164m	-10.2%
 Housing finance	\$125m	+41.5%
 Retail spending	\$829m	+4.7%
 Construction work	\$589m	-62.0%



The Northern Territory is top ranked on relative population growth and has the fastest annual growth for two of the indicators.