


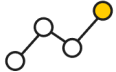




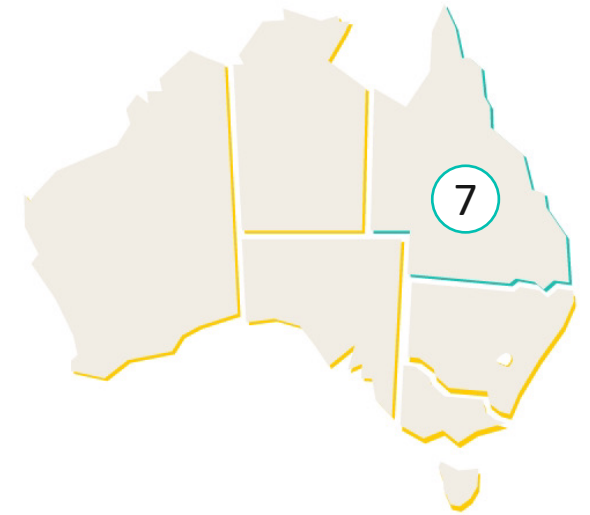


An overview of QLD

Key Categories	This quarter	Vs decade average
 Dwelling commencements	11,584	+21.3%
 Unemployment	4.9%	-20.4%
 Population growth	+0.85%	-46.6%
 Economic growth	\$395,826m	+11.9%
 Equipment investment	\$3,047m	-2.9%
 Housing finance	\$3,948m	+65.1%
 Retail spending	\$18,117m	+15.4%
 Construction work	\$9,801m	-23.1%



Queensland

Is ranked third on relative population growth, relative unemployment and retail trade.