


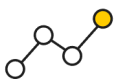
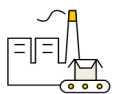





# An overview of SA

Key Categories	This quarter	Vs decade average
 Dwelling commencements	4,027	+46.8%
 Unemployment	5.1%	-19.8%
 Population growth	+0.15%	-81.6%
 Economic growth	\$129,963m	+16.0%
 Equipment investment	\$806m	+3.3%
 Housing finance	\$1,104m	+48.3%
 Retail spending	\$5,462m	+8.8%
 Construction work	\$3,448m	+19.2%



## *South Australia*

Ranks second on both dwelling starts and construction work done.