


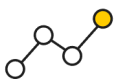
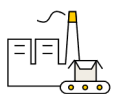



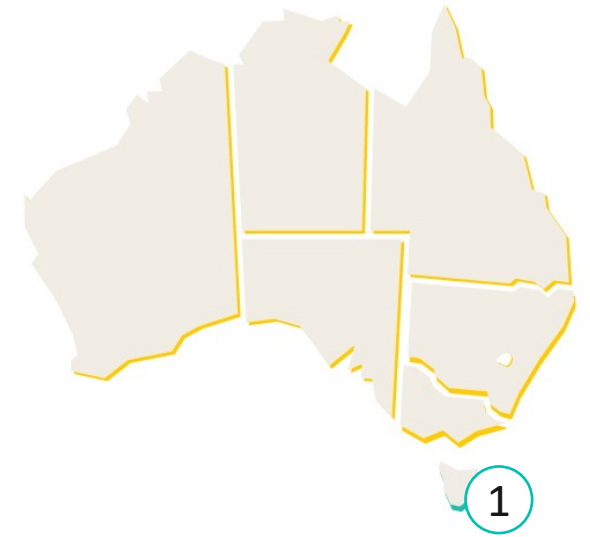


An overview of TAS

Key Categories	This quarter	Vs decade average
 Dwelling commencements	1250	+88.5%
 Unemployment	4.8%	-26.2%
 Population growth	+0.39%	-35.0%
 Economic growth	\$41,847m	+22.7%
 Equipment investment	\$295m	+40.1%
 Housing finance	\$269m	+40.1%
 Retail spending	\$1,819m	+18.1%
 Construction work	\$887m	+24.0%



Tasmania

Is ranked first on four of the eight indicators.