


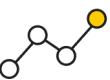
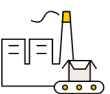



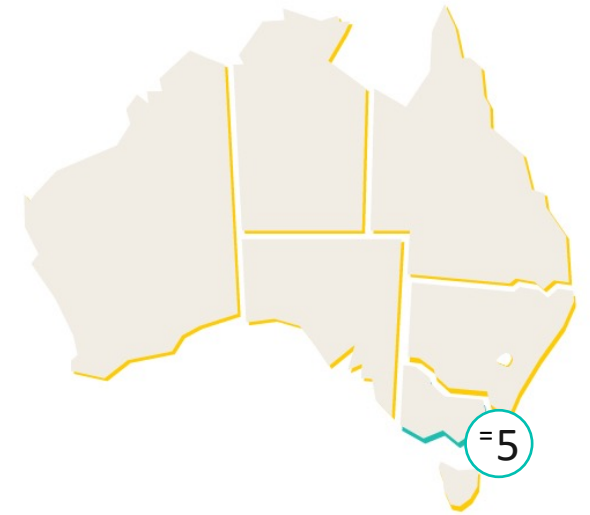


An overview of VIC

Key Categories	This quarter	Vs decade average
 Dwelling commencements	19,722	+28.4%
 Unemployment	4.8%	-16.1%
 Population growth	-0.64%	-132.5%
 Economic growth	\$431,895m	+16.6%
 Equipment investment	\$3,317m	+3.3%
 Housing finance	\$6,392m	+75.1%
 Retail spending	\$21,954m	+13.7%
 Construction work	\$14,004m	+16.2%



Victoria

Ranks second on housing finance and third on construction work done.