


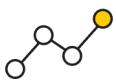
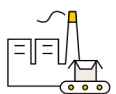



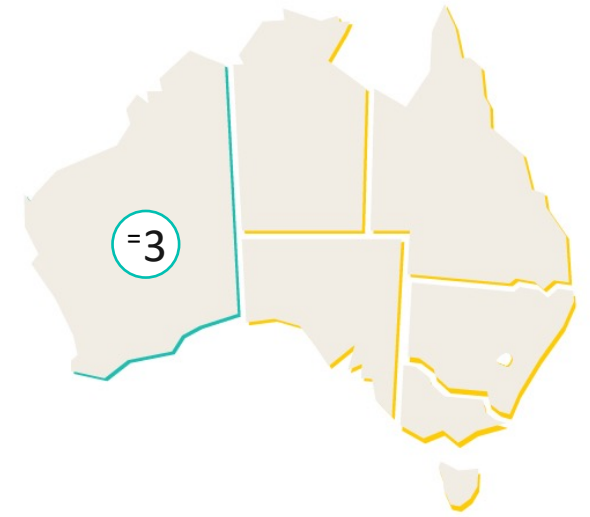


# An overview of WA

Key Categories	This quarter	Vs decade average
 Dwelling commencements	7,075	+28.5%
 Unemployment	4.1%	-25.6%
 Population growth	+0.57%	-60.4%
 Economic growth	\$406,429m	+30.9%
 Equipment investment	\$3,059m	+14.6%
 Housing finance	\$1,997m	+39.2%
 Retail spending	\$9,516m	+10.5%
 Construction work	\$7,326m	-37.1%



## *Western Australia*

Ranks first on relative economic growth and is second-ranked on relative unemployment.